



Building Flexible & Dynamic Layouts in Drupal

About Me

Anna Mykhailova

Senior Drupal Architect at Kalamuna
Drupal 7 and 8 certified Acquia Grand Master

Kalamuna

annam@kalamuna.com | kalamuna.com



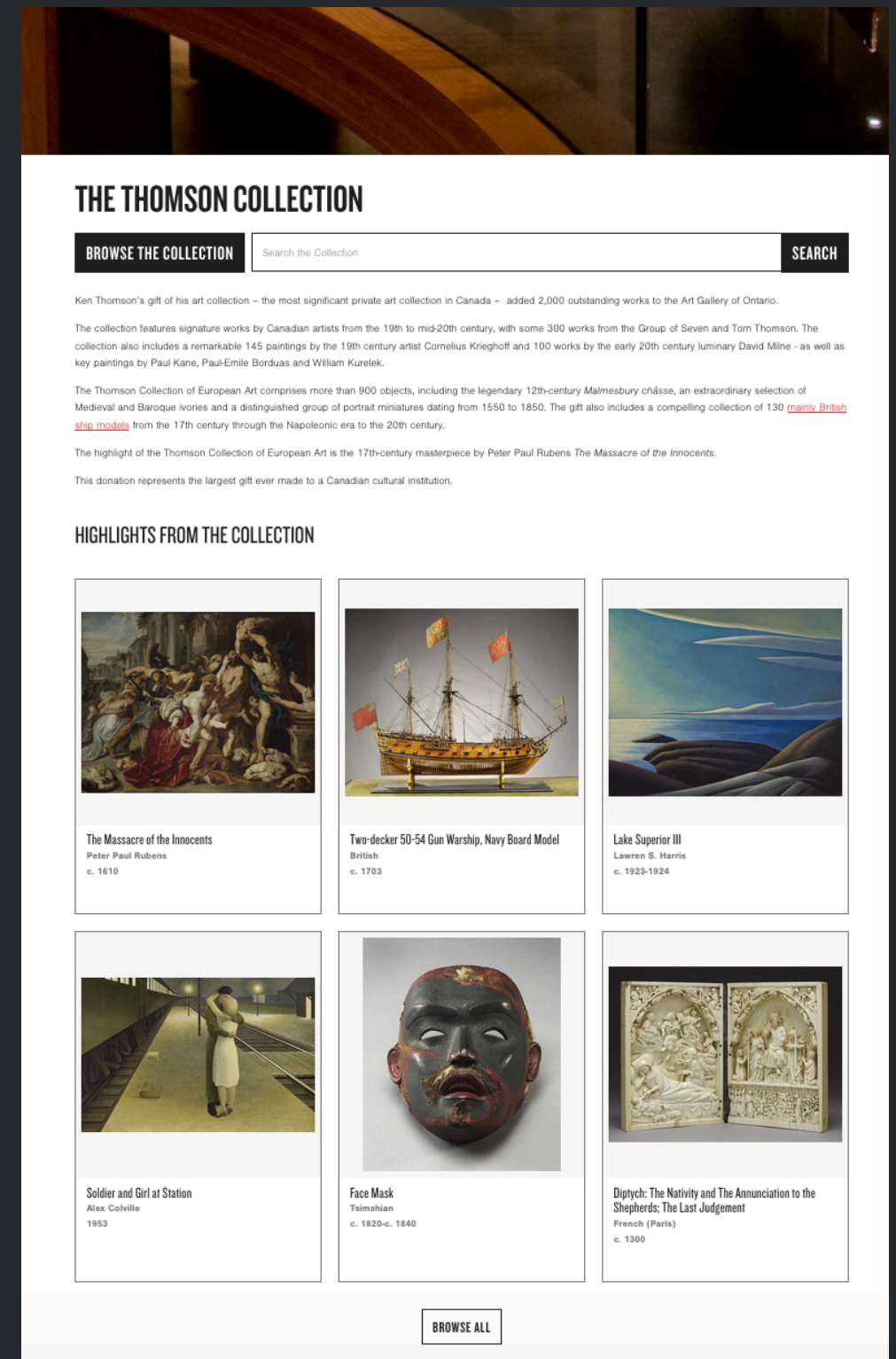
Kalamuna

What We will Cover?

- Layout Builder
- What modules you will need
- What is in core
- What is in contrib space
- Custom layouts
- Challenges

What is Layout Builder

- Drupal core module
- Provides interface to:
 - create sections in the content region
 - place blocks and content types fields
 - customize structure of the node



Starting Your First Project

- Enable layout builder suite of modules
- Decide what content types will use it
 - Is layout customizable per page or set per content type
- Decide what layouts you would like to use and if you want to use custom layouts that are not in core

Core Modules You will Need

- Layout Builder - main module
- Layout Discovery - allows to define and discover layouts

Contrib Modules you should be Using

- Layout Builder Restrictions - allows control of which blocks and layouts can be used.
- Block Blacklist - allows to blacklist unnecessary blocks from the list for better system performance.
- Layout Builder Modal
- Layout Builder Styles

Site Building Techniques

- Choose content type - settings are in manage display
- Choose layout per content type or per node

[Add group](#)

Manage layout

▶ CUSTOM DISPLAY SETTINGS

▼ LAYOUT OPTIONS

☒ Use Layout Builder

☐ Allow each content item to have its layout customized.

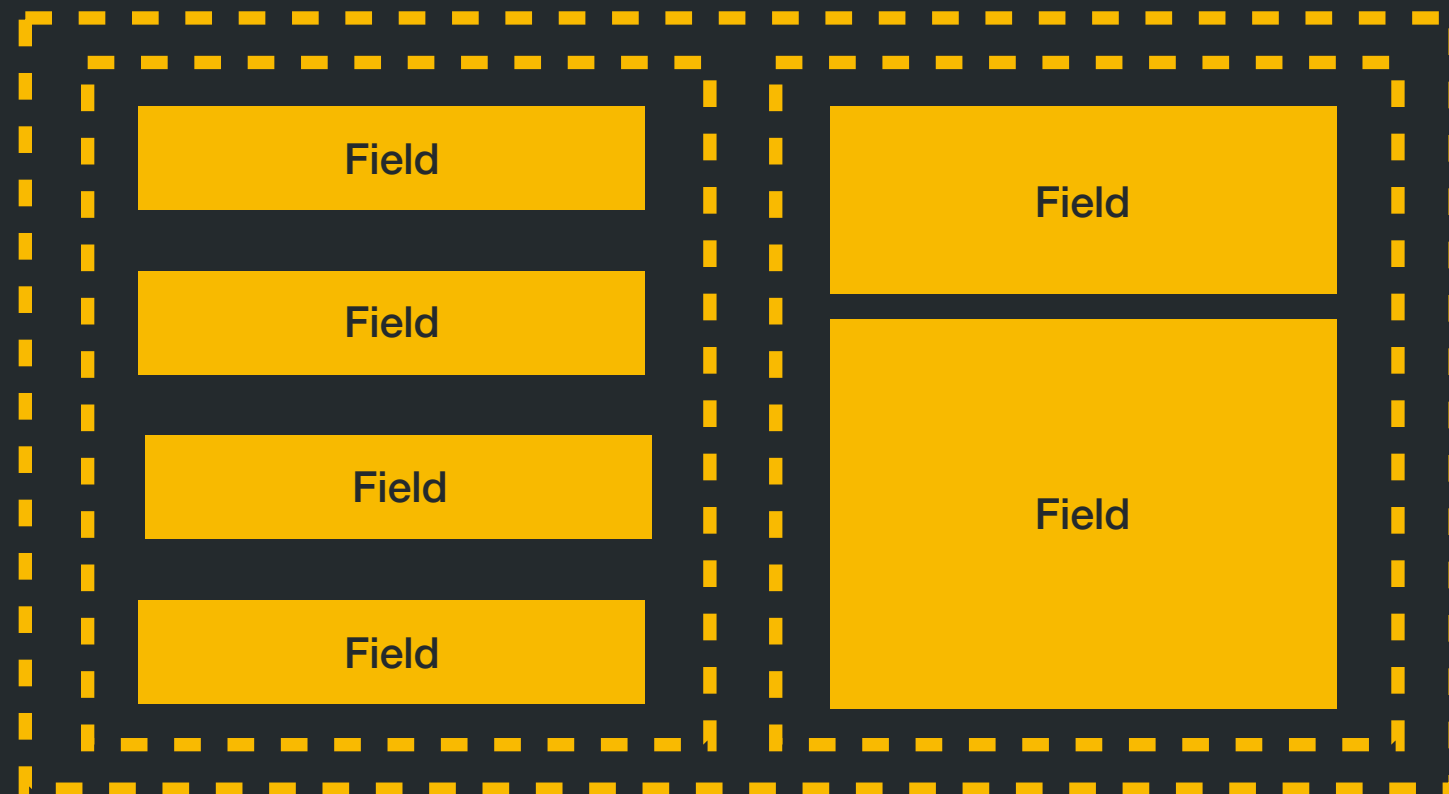
▶ BLOCKS AVAILABLE FOR PLACEMENT

▶ LAYOUTS AVAILABLE FOR SECTIONS



Site Building Techniques - Fields

- Place fields in layout builder sections



Site Building Techniques - Fields

⚠ You have unsaved changes.

+ [Add Section](#)

✕ [Configure section](#)

"Title" field

"Body" field

+ [Add Block](#)

+ [Add Block](#)

+ [Add Section](#)

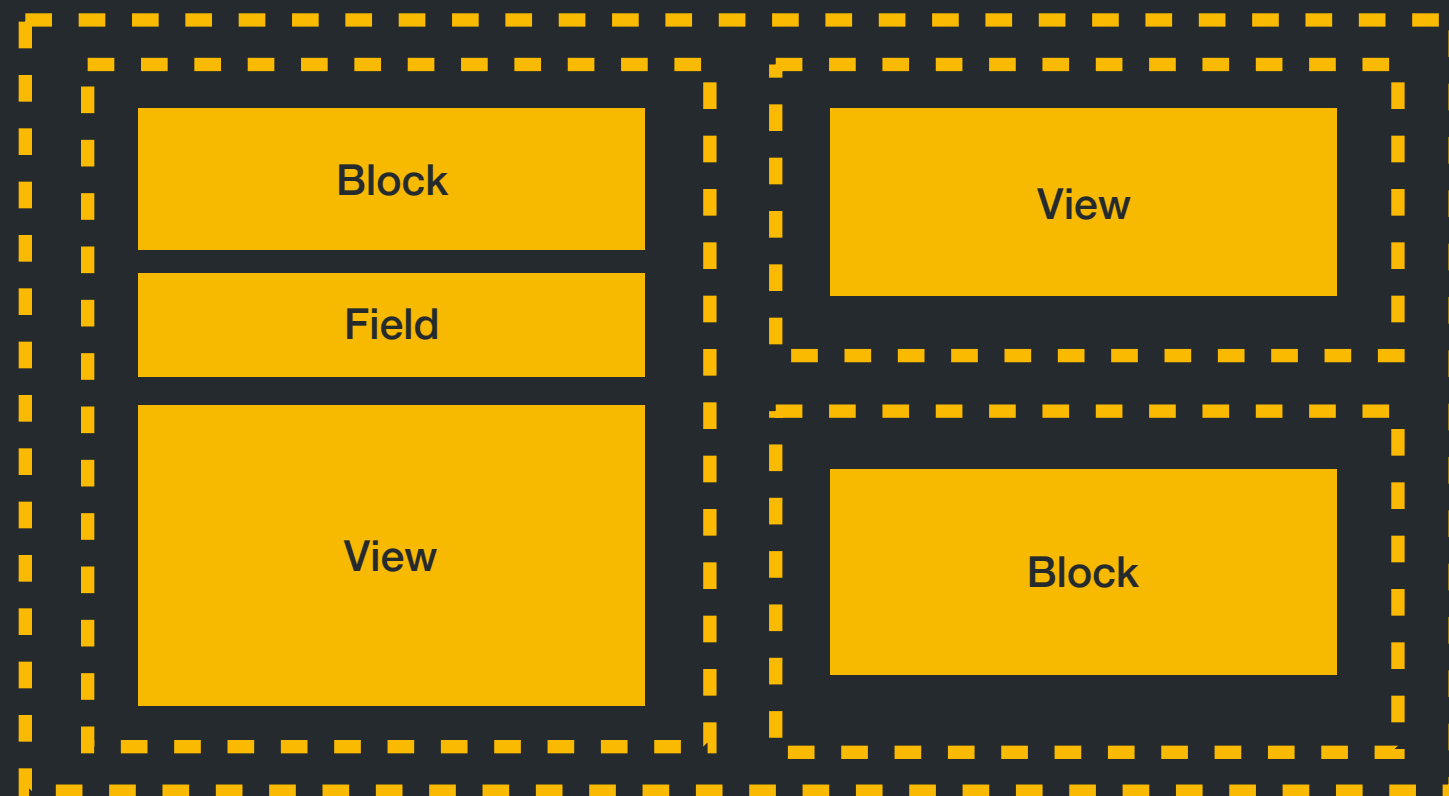
✕

"Content type" field

+ [Add Block](#)

Site Building Techniques - Blocks

- Place custom blocks and views blocks



Site Building Techniques - Blocks

⚠ You have unsaved changes.

+ [Add Section](#)

✕ [Configure section](#)

"Title" field

"Body" field

+ [Add Block](#)

+ [Add Block](#)


+ [Add Section](#)

✕

"Content type" field

+ [Add Block](#)

End Result



THE THOMSON COLLECTION

BROWSE THE COLLECTION

SEARCH

Ken Thomson's gift of his art collection – the most significant private art collection in Canada – added 2,000 outstanding works to the Art Gallery of Ontario.


The collection features signature works by Canadian artists from the 19th to mid-20th century, with some 300 works from the Group of Seven and Tom Thomson. The collection also includes a remarkable 145 paintings by the 19th century artist Cornelius Krieghoff and 100 works by the early 20th century luminary David Milne - as well as key paintings by Paul Kane, Paul-Émile Borduas and William Kurelek.

The Thomson Collection of European Art comprises more than 900 objects, including the legendary 12th-century Malmesbury châsse, an extraordinary selection of Medieval and Baroque ivories and a distinguished group of portrait miniatures dating from 1550 to 1850. The gift also includes a compelling collection of 130 [major British ship models](#) from the 17th century through the Napoleonic era to the 20th century.


The highlight of the Thomson Collection of European Art is the 17th-century masterpiece by Peter Paul Rubens *The Massacre of the Innocents*.

This donation represents the largest gift ever made to a Canadian cultural institution.


HIGHLIGHTS FROM THE COLLECTION




The Massacre of the Innocents
Peter Paul Rubens
c. 1610




Two-decker 50-54 Gun Warship, Navy Board Model
British
c. 1703




Lake Superior III
Lauren S. Harris
c. 1923-1924



Soldier and Girl at Station
Alex Colville
1953




Face Mask
Tsimehian
c. 1820-c. 1840



Diptych: The Nativity and The Annunciation to the Shepherds; The Last Judgement
French (Paris)
c. 1300

BROWSE ALL



CONSERVATION


What is Conservation?

Conservation is the care and protection of cultural objects. As the caretakers of collections, conservators examine, research, clean and repair artworks, while also taking action to prevent future deterioration. Here at the AGO, the [Conservation Team](#) works closely together with curators, the mount maker, the mat maker, framers, and the installation team. All these specialists collaborate to ensure each work will look its best not only for today, but also for generations to come.


What Happens in the Michael and Sonja Koerner Centre for Conservation?

Just beyond the galleries are the labs and workspaces of the Conservation Team. Here they examine artwork and conduct research to learn how artworks were made and the extent of any damages or changes. Conservators use microscopes and imaging technology to improve our understanding of artist techniques and materials. They decide if treatment, or "active conservation", is needed, and what should be done. If a damaged artwork is treated, conservators ensure as much as possible that their work is reversible just in case changes are needed in the future.


The role of conservators at the AGO also goes beyond the research and treatment of art. Conservators work closely with other staff members to ensure artworks are stored, handled, transported and displayed safely. In addition to the research that is done within the Centre, the AGO's conservators actively engage with external specialists like conservation scientists and with living artists to achieve a better understanding of how a work of art was originally made, and how it might change over time.




Conservation Case Studies
Read about the restoration of key AGO artworks and our conservators' research and findings.



What's New in Conservation
Read some great stories about conservation in the Conservation Notes section of our Art Matters blog.



Multimedia
Behind the scenes with our conservators.



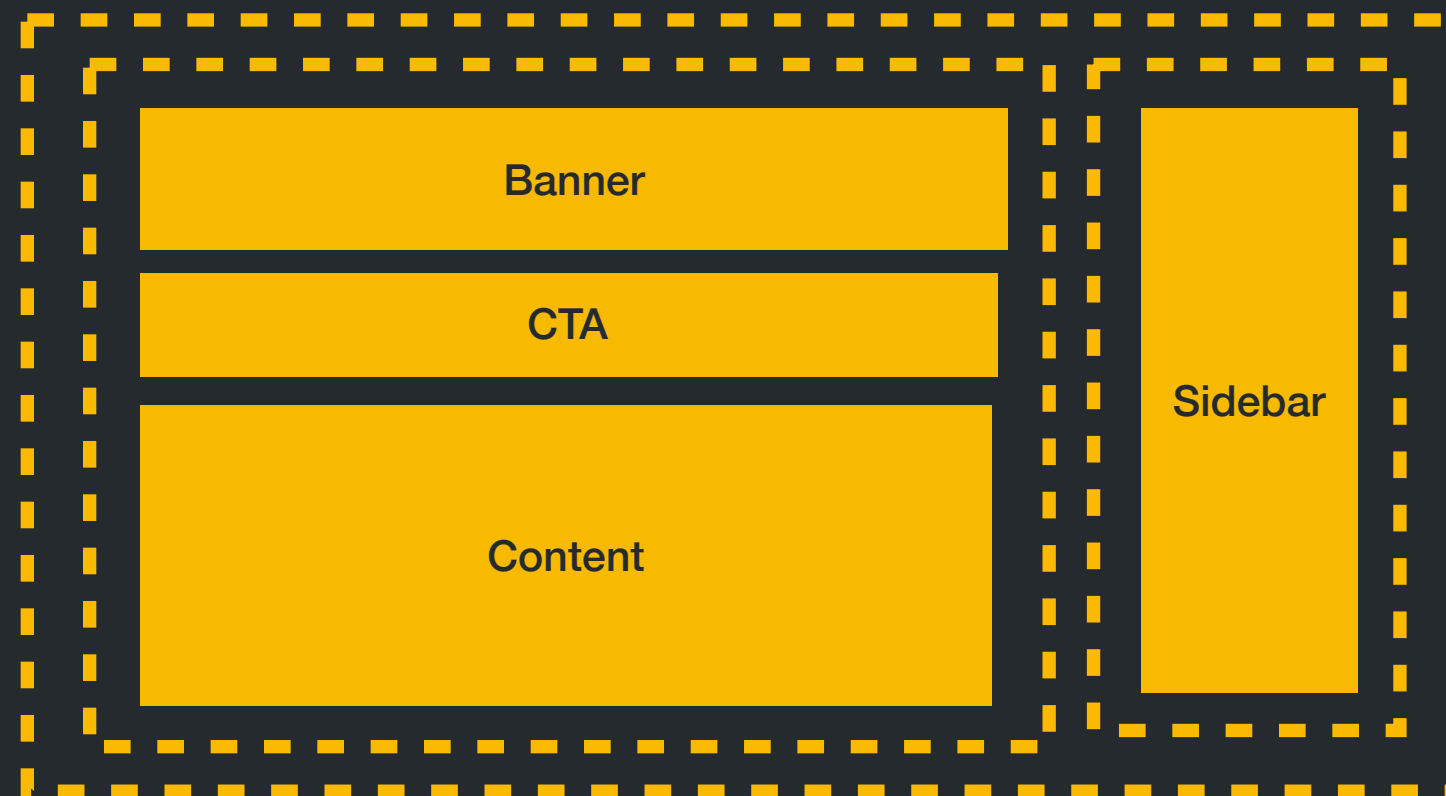
Meet the Conservators

Meet the staff members of the AGO's Conservation Department and learn about their backgrounds and areas of specialty.

LEARN MORE

Site Building Techniques - View Modes

- Place view content block in a certain view mode



Site Building Techniques - View Modes

Manage display

Edit

Manage fields

Manage form display

Manage display

Default

Image Teaser

Object Card View

Object Gallery

Object Information

Referenced Entity

Search index

Teaser

×

"Object Gallery" block

"Zoom Tool Block" block

"Webform Link Block" block

+ Add Block

"AddToAny buttons" block

+ Add Section



×

"Object Information" block

+ Add Block

End Result

[← Return to The Collection Grid](#)



© 2017 Art Gallery of Ontario

[Zoom](#) [License Image](#) [Share](#) [f](#) [t](#) [l](#)

A Winter Incident

OBJECT NAME:	Painting
ARTIST/MAKER:	Cornelius Krieghoff
CATEGORY:	Paintings
DATE:	c. 1860
MEDIUM:	oil on canvas
CREDIT LINE:	The Thomson Collection at the Art Gallery of Ontario
OBJECT NUMBER:	2009/497
LOCATION:	AGO, Gallery 203 Thomson Canadian, Wall, East
GALLERY NUMBER:	AGO, Gallery 203

▸ Dimensions

+

▸ Signature, Inscriptions, and Markings

+

[+EXPAND ALL](#)

Advantages

- Fully revisionable
- Translatable - you just use Node translation mechanisms
- Easy to theme and re-use
- Predictable markup based on node template

Custom Layouts

- Defined in custom module
- `.layouts.yml`
 - Define default template
 - Available regions
- Create template files

Custom Layouts

```
▼ modules
  ► contrib
  ▼ custom
    ► de_blocks
    ► de_search
    ► de_slider
    ▼ echidnet_layouts
      ► templates
        /* echidnet_layouts.info.yml
        /* echidnet_layouts.layouts.yml
        echidnet_layouts.module
```

```
echidnet_layouts.layouts.yml x
1
2 echidnet_layout_onecol:
3   label: 'One Column'
4   path: templates/layout
5   template: echidnet-layout--onecol
6   category: 'Columns: 1'
7   default_region: content
8   icon_map:
9     - [content]
10  regions:
11    content:
12      label: Content
13
14 echidnet_layout_twocol:
15   label: 'Two Column 50/50'
16   path: templates/layout
17   template: echidnet-layout--twocol-50-50
18   category: 'Columns: 2'
19   default_region: first
20   icon_map:
21     - [first, second]
22  regions:
23    first:
24      label: First
25    second:
26      label: Second
--
```

Custom Layouts

```
10
set classes = [
  'layout',
  'layout--twocol-50-50',
]
%}
{% if content|render|trim %}
  <div{{ attributes.addClass(classes) }}>

    <div {{ region_attributes.first.addClass('layout__region', 'layout__region--first', 'layout__region-main', '
region-medium') }} {% if not region_attributes.first %} class="layout__region layout__region--first
layout__region-main region-medium" {% endif %}>
      {% if content.first %}
        {{ content.first }}
      {% endif %}
    </div>

    <div {{ region_attributes.second.addClass('layout__region', 'layout__region--second', 'layout__region-main', '
region-medium') }} {% if not region_attributes.second %} class="layout__region layout__region--second
layout__region-main region-medium" {% endif %}>
      {% if content.second %}
        {{ content.second }}
      {% endif %}
    </div>

  </div>
{% endif %}
```

Custom Layouts - Use Cases

- Full control over markup and classes
- Site specific layouts that meet your comps and come pre-built
- Complex layouts for one-off pages like front page

But Wait... Disclaimer

- Layout Builder is in core but...
 - It is still its early days
 - Maintainers are working hard on bug fixes and new features
 - There is a collection of patches that currently is a must-have

Patches

- "Allow field blocks to display the configuration label when set in Layout Builder"
- "https://www.drupal.org/files/issues/2019-03-11/allow_field_blocks_to_display_configuration_label-3039185-2.patch"
- "Allow end date to be optional"
- "<https://www.drupal.org/files/issues/2018-05-14/2794481-60.patch>"
- "Context-aware blocks will fatal if they are not found"
- "<https://www.drupal.org/files/issues/2019-05-23/3056387-block-8.patch>"
- "Form blocks rendered inside layout builder break save"
- "<https://www.drupal.org/files/issues/2019-06-28/3045171-71.patch>"
- "Creating a block that uses AJAX adds multiple blocks"
- "<https://www.drupal.org/files/issues/2019-05-04/3042190-3.patch>"
- "Cannot use relationship for rendered entity on Views"
- "<https://www.drupal.org/files/issues/2019-05-04/2457999-194.patch>"

Thank you!

Q & A

@sunnyenotick | [drupal.org/amykhailova](https://drupal.org/users/amykhailova)